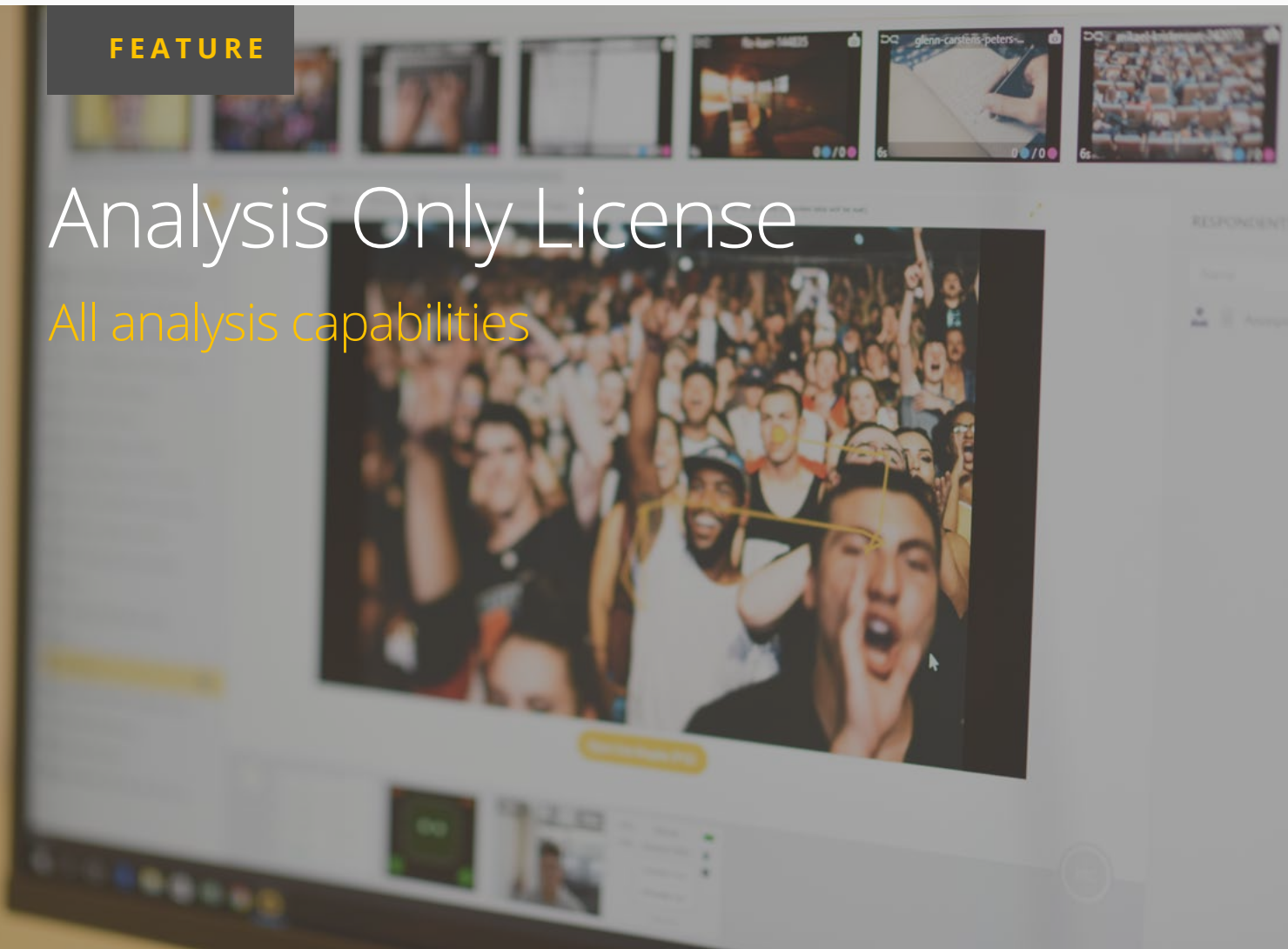




FEATURE

# Analysis Only License

All analysis capabilities



Analysis Only License

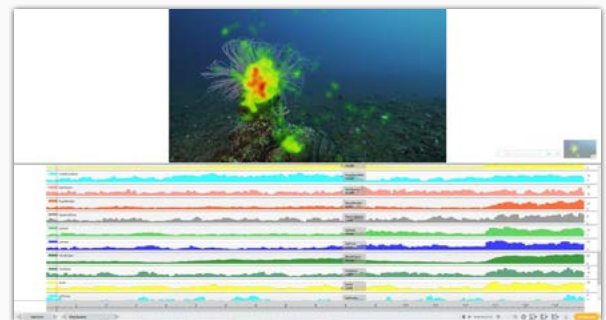
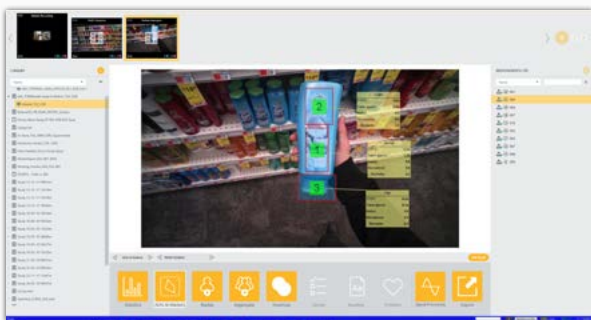
Confidential © 2023 Redistribution is not permitted without written permission from iMotions

# Analysis Only

## Advanced insights, out of the lab

The Analysis Only License enables all analysis capabilities (except post-processing of Affectiva's Facial Expression Analysis). The module doesn't permit any data collection capabilities, and is only sold as an add-on to the Core module.

- Increase research capacity by analyzing data separately to the experimental platform
- Analyze data from any eye tracking modality (screen-based, glasses, or VR), EDA, and frontal asymmetry for EEG data.
- Store, visualize, and export data from all modalities (EEG, facial expression analysis, ECG, EMG, etc)



Dale Jolley, [Professor, and Director of SMARTLab at Utah Valley University](#), describes his experience of using iMotions for his research in the video below:




# Analysis Only License Features

## Analyze anywhere

### Advanced analysis for multiple devices

The analysis only license provides access to multiple cutting-edge analysis features, such as gaze-mapping with screen-based eye tracking on websites, gaze-mapping for eye tracking glasses experiments, automatic peak detection from EDA data, and frontal asymmetry calculations for EEG data.

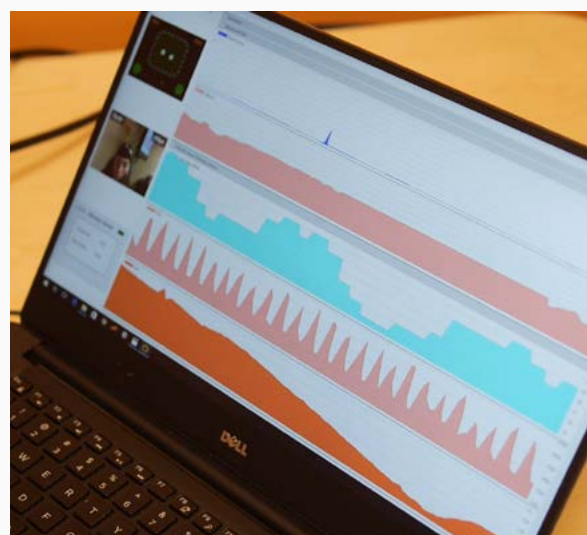


### Take your data out of the lab

The analysis only license allows you to analyze and export data away from the computer being used for research. The bandwidth for experimental completion can therefore be increased, as demands for the iMotions software can be divided within teams.

### Create a hub for your biosensor data

Collect data from multiple human behavior experiments in a single place. Use the analysis only license as a point to gather findings from multiple labs or researchers, providing you with a single collection to analyse data, without the need for purchasing an additional Core or modality license.



Watch the video below to see how **Dr. Alessandro Canossa** from **Northeastern University** uses iMotions in his research.



# Northeastern

Want to know more?

**GET IN TOUCH**

**IMOTIONS®**

**Copenhagen, Denmark**

Kristen Bernikows Gade 6  
4th floor  
København K, 1105  
TEL +45 71 998 098

**China**

NO.1 Fortune Avenue,  
Room 2902  
Yubei District, Chongqing  
TEL +886 931684806

**Boston, USA**

38 Chauncy Street  
Floor 8, Suite 800  
Boston, MA 02111  
TEL +1 617-520-4958

Synchronize, Visualize and Analyze your research in Eye Tracking, Facial Expression Analysis, Galvanic Skin Response, Surveys, EEG and much more in one software platform.

[www.imotions.com](http://www.imotions.com)