



FEATURE

Advanced API

Input and Output Anything



Advanced API Module

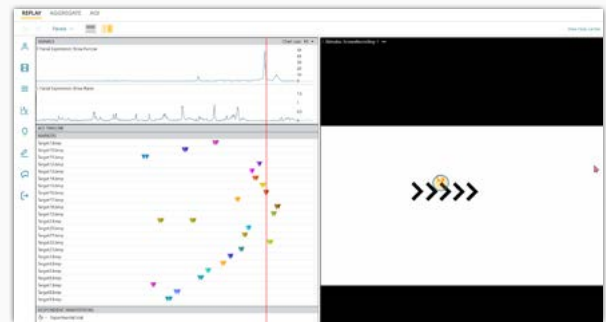
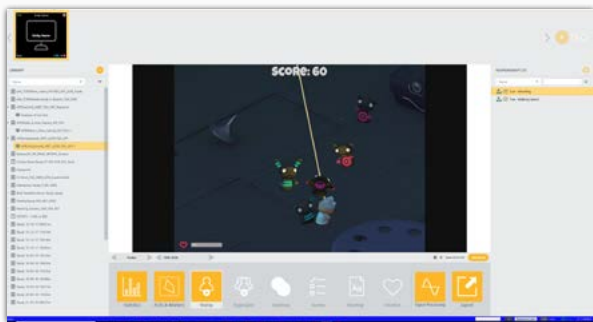
Confidential © 2023 Redistribution is not permitted without written permission from iMotions

Advanced API

Increased research possibilities

The Advanced API module allows you to connect almost any device into iMotions (with or without the use of the Lab Streaming Layer), input and output the data, set triggers and more.

- Connect almost anything from biosensors, to simulators to in-car tracking via UDP/TCP architecture
- Use the Lab Streaming Layer (LSL) to accessibly connect new devices and hardware
- Use API as remote-control and create input / output loops, triggers, events, and more



Watch the video below to see how [Associate Professor Alessandro Canossa](#) from [Northeastern University](#) uses the iMotions API in his research.

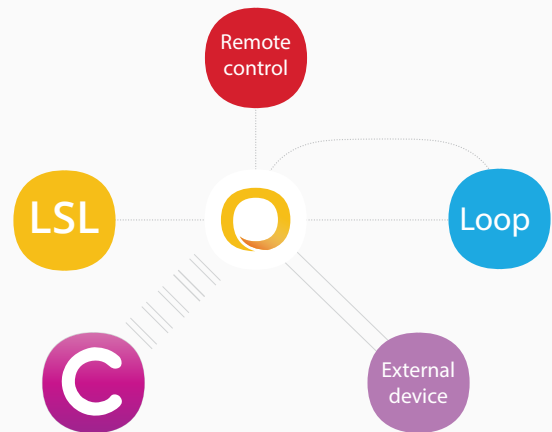


Advanced API Module Features

Adapt and control

Increased connections

Integrate additional biosensors by forwarding their data into iMotions. Almost any device or data can be synchronized with other biosensors and viewed live in iMotions using the API.



Beyond biosensor data

Bring more than just biosensor data into iMotions. Experiments that use simulators, vehicles, games, and other devices generate a variety of data that can be important for understanding human behavior. Bring all of this into iMotions to better understand how participants behave, in synchrony with biosensor data.

Forward data for triggers

Forward data out of iMotions to other devices, and use the biosensor data to trigger events. Use data such as x, y co-ordinates from eye tracking, or EDA peak detection to signal to an external device to change behavior.



Lab Streaming Layer

Connect a range of devices through the open-source Lab Streaming Layer (LSL) protocol. The readily available code makes the process of integrating new biosensors smoother and simpler.



Remote control

Control iMotions through external software. Launch session events from external sources directly to iMotions.



LSL Device Integration List

A range of new sensors to connect

LSL allows a multitude of devices to be connected and the data to be streamed into iMotions. Several devices are actively tested for their integration with iMotions and are shown in the list below - new devices can also be tested upon request. The full list of 80+ devices can be found [through this link](#).

Actively tested devices

BioSemi Active II Mk1 and Mk2

Brain products Liveamp 16 and 64

Emotiv EPOC-X

Emotiv EPOC FLEX

Gazepoint Biometric GSR

G-Tec Unicorn

NeuroAMP x23 and x39 BEEMEDIC

NVX EEG devices

OpenBCI Cython

Wearable sensing DSI 7

Zeto EEG WR19

Selected Publications

Research made possible with iMotions

JAKE® Multimodal Data Capture System: Insights from an Observational Study of Autism Spectrum Disorder

Authors: Ness, S. L., Manyakov, N. V., Bangarter, A. et al.
Institutes: Janssen Research and Development, Duke University School of Medicine, Northeastern University, University of California, University of Washington

[View publication](#)

Emergency, Automation Off: Unstructured Transition Timing for Distracted Drivers of Automated Vehicles

Authors: Mok, B., Johns, M., Lee, K. J., Miller, D., Sirkin, D., Ive, P., Ju, W.

University: Stanford University

[View publication](#)

Adding immersive virtual reality to a science lab simulation causes more presence but less learning

Authors: Makransky, G., Terkildsen, T. S., Mayer, R. E.
University: University of Copenhagen, University of California Santa Barbara

[View publication](#)

Self-control: Knowledge or perishable resource?

Authors: Palma, M. A., Segovia, M. S., Kassas, B., Ribera, L. A., Hall, C. R.

University: Texas A&M University

[View publication](#)

Toward Affect-Sensitive Virtual Human Tutors: The Influence of Facial Expressions on Learning and Emotion

Authors: Mudrick, N. V., Taub, M., Azevedo, R., Rowe, J., Lester, J.
University: North Carolina State University

[View publication](#)

Mitigating passive fatigue during monotonous drives with thermal stimuli: Insights into the effect of different stimulation durations

Authors: Schmidt, E., Bullinger, A. C.

Company / University: BMW, Technical University Chemnitz

[View publication](#)

Deep Multimodal Fusion for Persuasiveness Prediction

Authors: Nojavanasghari, B., Gopinath, D., Koushik, J., Baltrušaitis, T., Morency, L-P.

Universities: University of Central Florida, Carnegie Mellon University

[View publication](#)

Learning Pain from Action Unit Combinations: A Weakly Supervised Approach via Multiple Instance Learning

Authors: Chen, Z., Ansari, R., Wilkie, D. J.

Universities: University of Illinois at Chicago, University of Florida

[View publication](#)

```
defaultProps = {
  'default',
  doAvatar: false,
};

UserDetailsCardOnHover = showOnHover(UserDetailsCard);

UserLink = ({
  primaryLink,
  secondaryLink,
  href,
  doAvatar,
  name,
  className=styles.container
}) => {
  return (
    <div className={className}>
      <div style={styles.avatarContainer}>
        <Avatar user={user} />
      </div>
      <div style={styles.linkContainer}>
        <div style={styles.inlineContainer}>
          <div style={styles.primaryLink}>
            <Link to={primaryLink} />
          </div>
          <div style={styles.secondaryLink}>
            <Link to={secondaryLink} />
          </div>
        </div>
      </div>
    </div>
  );
};
```

```
renderHeader() {
  return (
    <div style={styles.header}>
      <div style={styles.container}>
        <div style={styles.logo}>
          <img alt="Logo" />
        </div>
        <div style={styles.slogan}>
          <h1>IMOTIONS
        </div>
      </div>
    </div>
  );
};

renderFooter() {
  return (
    <div style={styles.footer}>
      <div style={styles.container}>
        <div style={styles.footerSub}>
          <div style={styles.footerSubLogo}>
            <img alt="Logo" />
          </div>
          <div style={styles.footerSubSlogan}>
            <h2>IMOTIONS
          </div>
        </div>
        <div style={styles.footerSubText}>
          <p>© 2023 IMOTIONS
        </div>
      </div>
    </div>
  );
};
```

Want to know more?

GET IN TOUCH



Copenhagen, Denmark
Kristen Bernikows Gade 6
4th floor
København K, 1105
TEL +45 71 998 098

Boston, USA
38 Chauncy Street
Floor 8, Suite 800
Boston, MA 02111
TEL +1 617-520-4958

Synchronize, Visualize and Analyze your research in Eye Tracking, Facial Expression Analysis, Galvanic Skin Response, Surveys, EEG and much more in one software platform.

www.imotions.com

China
NO.1 Fortune Avenue,
Room 2902
Yubei District, Chongqing
TEL +86 931684806